




PREPARE YOUR HOME FOR FLOODS




CLEAN GUTTERS, DRAINS AND DOWNPIPES

Blockages can cause water to overflow under the eaves into the roof cavity. Make time to properly clean the gutters, drains and downpipes.



SECURE LOOSE ITEMS

Outdoor furniture can become a hazard if swept away during a flood. Where possible, bring items indoors or lock them in your garage.



PREPARE A FLOOD EMERGENCY KIT


Tick off the items in your emergency kit and make sure it's easily accessible.

- ☐ Clean drinking water
- ☐ Some non-perishable food (and can opener)
- ☐ Important medications
- ☐ Emergency blanket
- ☐ Mess kit – cups, plates, utensils etc
- ☐ Battery powered radio – with extra batteries
- ☐ Torch – with extra batteries
- ☐ First Aid Kit
- ☐ Whistle
- ☐ Waterproof Texta or marker
- ☐ Phone charger, phone battery and cables
- ☐ Cash
- ☐ Important documents – birth certificates, licenses, medical records etc
- ☐ Warm clothing and rain poncho



LEARN HOW TO SAFELY TURN OFF YOUR ELECTRICITY, WATER AND GAS

Learn how to quickly turn off power, water and gas before flood waters arrive to prevent damage to yourself and property.



KNOW WHEN TO LEAVE

Make a plan with your family about when you'll leave, where you'll go and how you plan to get there.



MONITOR WEATHER ALERTS

During flood season, monitor weather warnings and follow advice from authorities like the SES.

Address of the nearest evacuation point

What route will you take to get there

When will you leave

Local SES phone number or **132 500**

Emergency fire ambulance and police **000**

Policelink **131 444**

Crimestoppers **1800 333 000**

LUCKY
YOU'RE
WITH **AAMI**

