




PREPARE YOUR HOME FOR FLOODS



CLEAN GUTTERS, DRAINS AND DOWNPIPES

Blockages can cause the water to overflow under the eaves into the roof cavity. Make sure you take the time to properly clean the gutters, drains and downpipes.




CLEAR STORM DRAINS

Keep storm drains near your home clear of leaves and debris.




REPAIR ROOF TILES

Repair or replace your roof if tiles are deteriorating or missing.



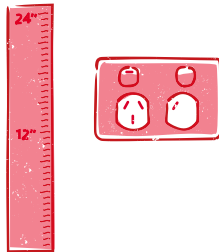
LEARN HOW TO SAFELY TURN OFF YOUR POWER, WATER AND GAS

In the event of a summer storm, you need to know how to quickly turn off the power, water and gas in your home to prevent damage to yourself and your property.




ELEVATE POWER POINTS

If you're renovating, consider elevating electrical sockets, switches and wiring to at least 12 inches above predicted flood levels.



CONSIDER ALTERNATIVES TO CARPETS

If you live in an area prone to floods, you might want to consider flooring equipped to handle floods.



PREPARE AN EMERGENCY KIT

Tick off the items you have in your preparation kit.



- | | |
|---|--|
| <input type="checkbox"/> Drinking water | <input type="checkbox"/> Mess kits, paper cups, plates and plastic utensils |
| <input type="checkbox"/> Canned food | <input type="checkbox"/> Phone charger |
| <input type="checkbox"/> Can opener | <input type="checkbox"/> Cash |
| <input type="checkbox"/> Battery powered radio | <input type="checkbox"/> Important family documents (insurance papers, bank accounts, medical records) |
| <input type="checkbox"/> Torch with extra batteries | <input type="checkbox"/> Spare clothing |
| <input type="checkbox"/> First Aid Kit | |
| <input type="checkbox"/> Disinfectant | |
| <input type="checkbox"/> Whistle | |

Make sure your emergency kit is accessible.



KNOW WHEN TO LEAVE

It's important that you make a plan with your family about when you'll leave, where you will go and the route you'll take to get there.



MONITOR WEATHER ALERTS

During flood season, it's important to monitor weather warnings and take advice from authorities like the SES.

Address of your nearest evacuation point:

What route you'll take to get there:

When you'll leave:

Your local SES phone number:

LUCKY YOU'RE WITH **AAMI**

